

Sink KS

Tank on the right

Kitchen Sinks

Code: 2181 061



DETAILS

Edge/Installation Type Standard (8 mm Edge)

Finish Foster brushed

Material AISI 304 stainless steel

Texture Foster brushed

Base 45 cm

Dimensions 860x500 mm

Standard fittings Fixing hooks, gasket, drain, overflow and siphon, boxed packing

Mixer holes 1 standard hole - 2nd hole on request

Built-in hole 840 x 480 mm

Drainer Yes

Width 86 cm

Bowl dimension 340x400mm

Number of bowls 1 bowl

Waste fitting 3,5" drain

FEATURES

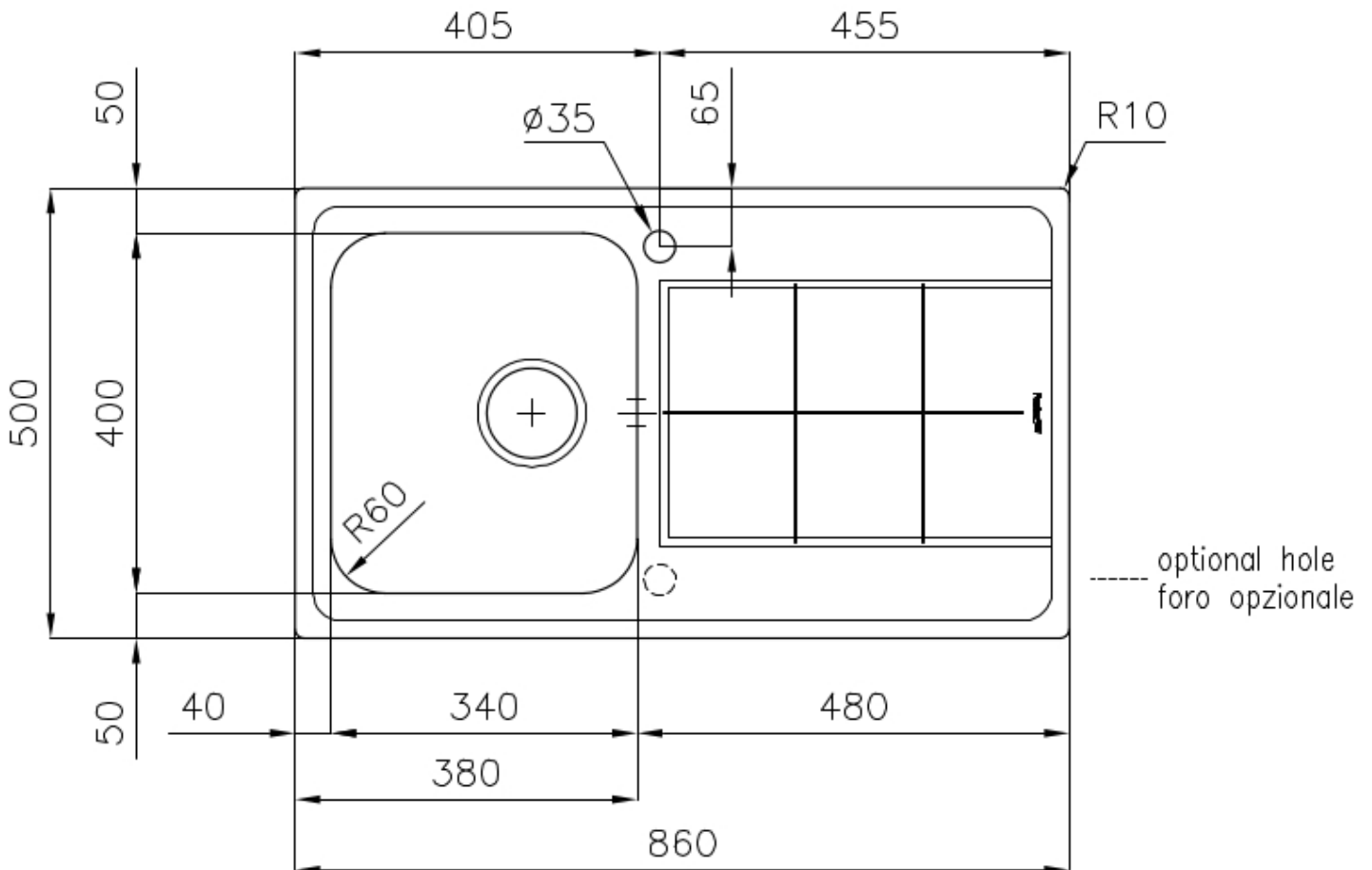
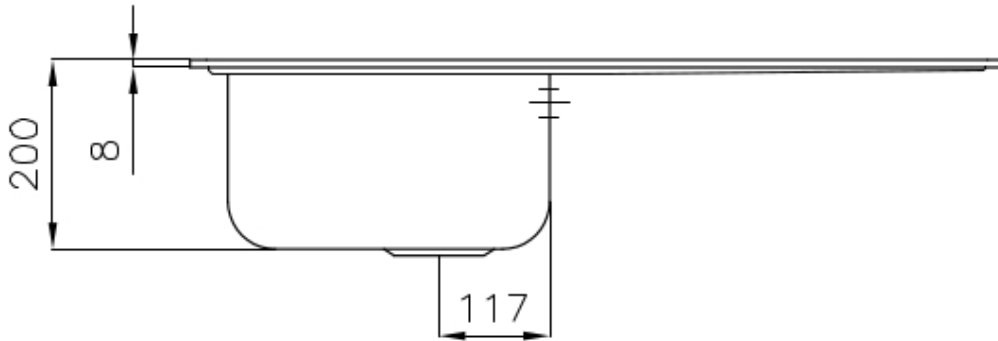
Added value Foster uses steel thicknesses higher than those used on average by other manufacturers. This is how, thanks to our long experience, we know how to make sinks of superior quality and with a better resistance to aging.

Basket 3,5" waste fitting The drain is equipped with a large 3.5" drain, with the practical basket cap that prevents the discharge of solid parts.

Deep bowls This bowls reach an important depth, over 20 cm, thanks to the advanced production technology, that can be offer great capiciency and practicity in all the washing operations.

Sliding brackets

TECHNICAL DATA



OPTIONAL ACCESSORIES



Glass chopping board
8633 300




Glass chopping board
8631 300



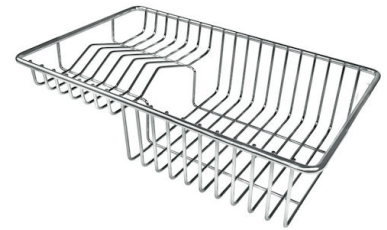
HPDE Chopping board
8657 001



HPDE Twin chopping board
8644 101



Stainless steel basket
8611 000



Stainless steel plate rack
8100 303
* only in combination with the accessory
8644 101



White bowl
8153 100



**Graters kit with ring-holder and
food collection tray**
8159 101
* only in combination with the accessory
8644 101

RECOMMENDED PAIRINGS



Mixer Tap KS Plus
8522 000



Mixer Tap NYC
8486 000

OPTIONAL AUTOMATIC WASTE FITTINGS



Automatic waste fitting
8407 100



Automatic waste fitting
8407 000



LIRA automatic waste fitting
8407 102



LIRA automatic waste fitting
8407 103